



AMTPJ Learning Management System User Guide

EXPLORE ALL COURSES



Login Details

ArcelorMittal

EXPLORE ALL COURSES

Welcome to ArcelorMittal Learning Management System (LMS)

Dear ,

You have been registered on ArcelorMittal Jubail's Learning platform. This platform offers a wide range of newly launched E-Learning and classroom courses, giving employees easy access to continuous learning in one centralized system. The platform enables self-enrollment, allowing learners to choose and register for courses at their convenience.

To get started, please set your password using the button below:

Set your password

Once completed, you can sign in at amj.steeluniversity.org

Access User Guide

To access the LMS for the first time, you will receive a separate email from mail@steeluniversity.org

Click on
“Set your password”

Click here to access the
User Guide



Enter your new password below, or generate one.

New password

Strong

Hint: The password should be at least twelve characters long. To make it stronger, use upper and lower case letters, numbers, and symbols like ! " ? \$ % ^ &).

Generate Password

Save Password

Log in

← Go to ArcelorMittal Jubail LMS



English (UK)



Change

Enter a new password and click on **“Save Password”** Then, login to the platform



You should “Login” to the website to enroll yourself in the offered courses



Login

Enter your Company
Email & Password

Username or Email Address



Password



Remember Me

Log In

[Lost Your Password?](#)



Courses Enrollment

ArcelorMittal

EXPLORE ALL COURSES



1- Click on “Courses”

2- Select “E-Learning Courses”



E-LEARNING COURSES

Content Type

- 1 All
- All
- 3D Model
- E-learning
- Safety 3D Videos
- Simulator
- Webinar

Knowledge Area:

All

Publisher:

All

APPLY FILTER

1- Select the content type

Enroll Now

0% COMPLETE

Enroll Now

0% COMPLETE

Enroll Now

0% COMPLETE

Enroll Now

0% COMPLETE



APP0101- Automotive



APP0101300 - Future Steel Vehicle Body Structure 3D Model



E-LEARNING COURSES

Content Type:

Safety 3D Videos ▾

Knowledge Area:

All ▾

Publisher:

All ▾

APPLY FILTER



SAF0101 - Electrical Safety

Enroll Now

0% COMPLETE



SAF0102 - Moving Machinery Safety

Enroll Now

0% COMPLETE



SAF0103 - Cranes

Enroll Now

0% COMPLETE




SAF0104 - Falling Object

Enroll Now

0% COMPLETE

Click on “Enroll Now”





SAF0101 – ELECTRICAL SAFETY

Current Status

NOT ENROLLED

Get Started

2

Take this Course

1. Here you can see the course details.

2. Click on “Take this Course” to start learning.

Our 3D animated video library compiles the most common safety incidents due to electricity at steel plants and explains how to avoid them.

Estimated time: **5 min**

Course Content

SAF0101401 – Fuse change in electrical enclosure

1

The image shows a screenshot of a course page for 'SAF0101 – ELECTRICAL SAFETY'. A white modal dialog box is centered on the screen, asking for confirmation to enroll. The dialog contains a question mark icon, the title 'Confirm enrollment', and the question 'Are you sure you want to enroll in this course?'. At the bottom of the dialog are two buttons: 'Enroll' (highlighted with an orange border) and 'Cancel'. In the background, the course page is visible, featuring a photo of an electrical worker, a 'Current Status' section, a 'Get Started' section with a 'Take this Course' button, and a 'Course Content' section.

SAF0101 – ELECTRICAL SAFETY

Current Status

Get Started

Take this Course


Confirm enrollment

Are you sure you want to enroll in this course?

Enroll Cancel

Course Content

Once you confirm your enrollment, you can access the course materials.



SAF0101 – ELECTRICAL SAFETY

0% COMPLETE Last activity on April 22, 2026 10:39 am

Our 3D animated video shows the most common safety incidents due to electricity at steel plants and explains

Your progress

Estimated time: **5 min**

Course Content

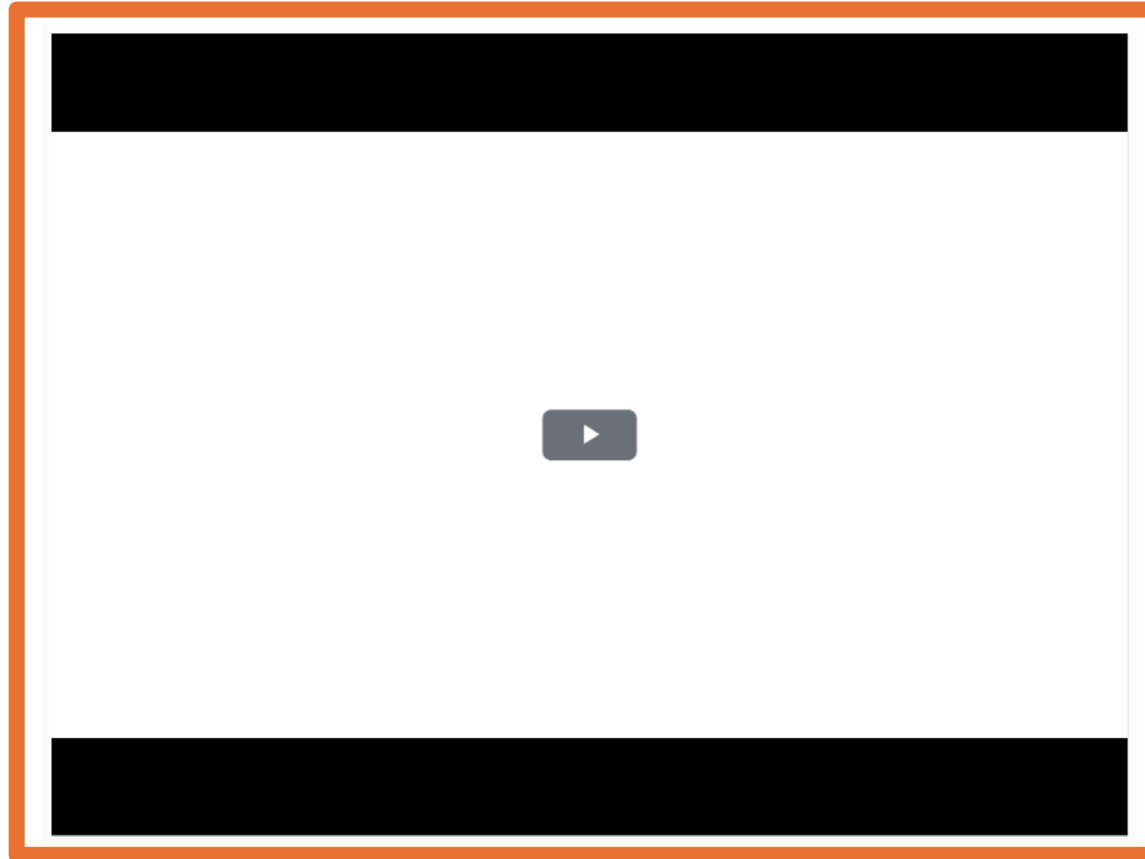
Click on the course content

SAF0101401 – Fuse change in electrical enclosure

SAF0101401 – FUSE CHANGE IN ELECTRICAL ENCLOSURE

SAF0101 – Electrical Safety > SAF0101401 – Fuse change in electrical enclosure

IN PROGRESS



[Back to Course](#)

Wait a few seconds, the video will appear on the screen.



Tutorials & Support

ArcelorMittal

EXPLORE ALL COURSES



- 1- Click on “Support”
- 2- Select “Tutorials”

SUPPORT

Check these video tutorials to perform the most common actions on steelLMS.

How to log in



How to recover my password



How to setup my profile



How to enrol for a new course



How to continue a started course

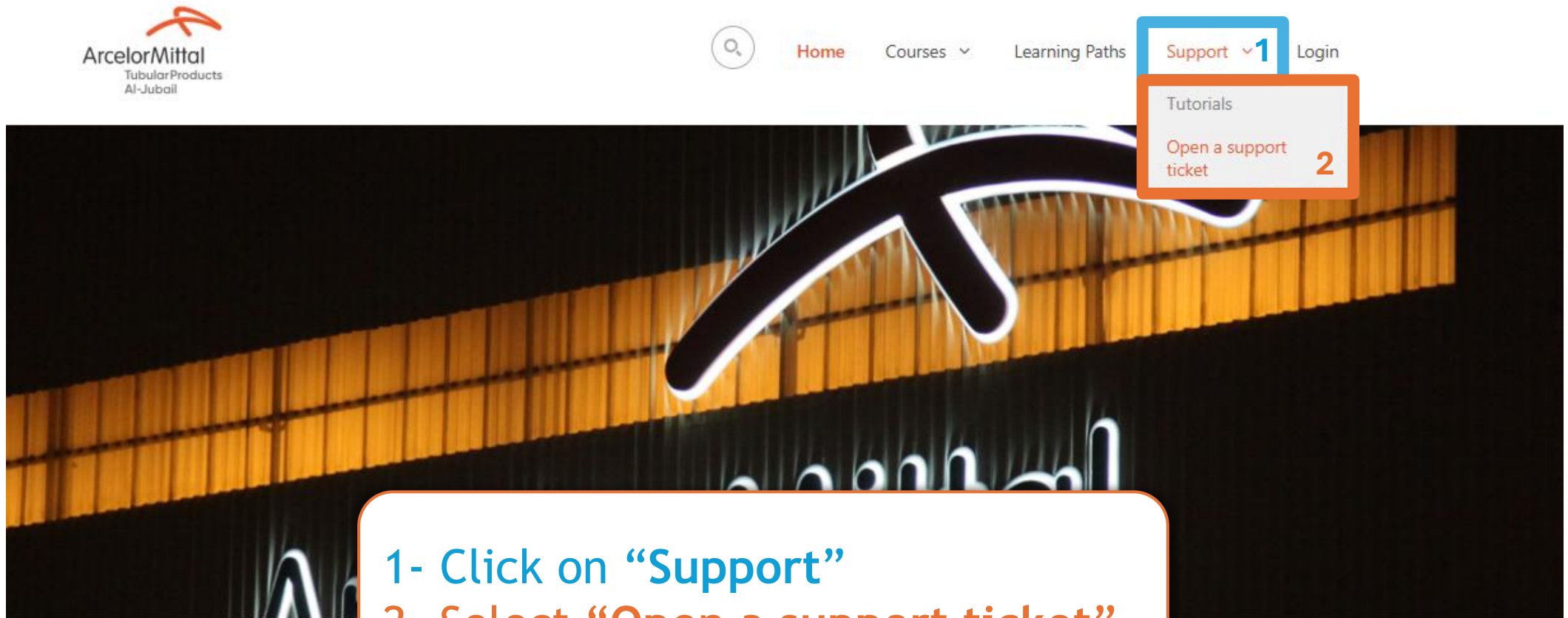


How to take an exam



Now, you can access the video tutorial if you need any support on how to log in, recover your password, set up your profile, enroll in a new course, continue a course, take an exam, or obtain your certificate.

If the tutorials did not help, you can open a support ticket



1- Click on “Support”

2- Select “Open a support ticket”

OPEN A SUPPORT TICKET

Complete this form to contact the steeluniversity support desk.

Your Name *(Required)*

First

Last

Your Email *(Required)*

I need help with... *(Required)*

Describe the issue *(Required)*

Screenshot

No file chosen

Max. file size: 100 MB.

Please provide a picture for reference.

Now, you need to fill in your information, such as your name and email address, include your question or issue, and attach a screenshot of the issue.

If you need any support
please contact us via email
training.development@jesco.com.sa

Thank you